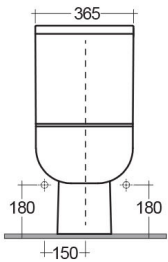
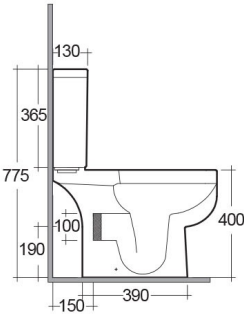
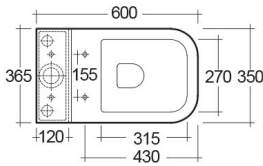


RAK-SERIES 600
Close Coupled | Water Closet

RAK
CERAMICS



TECHNICAL SPECIFICATIONS

Suite:	RAK-SERIES 600
Type:	Close Coupled
Dimensions:	600 x 350 mm
Weight:	37 Kg
Color:	Alpine White
Trap type:	P Trap
Trapway type:	Concealed
Seat cover options:	Urea
Bowl shape:	Rounded Rectangle
Soft close:	yes
Flush Type:	Dual Flush
Flush Capacity:	Compatible with 6/3L dual flushing, 4,5/3L dual flushing, in accordance with en997-type 1

Code	Name
SE11AWHA	SERIES 600 WATER CLOSET CLOSE COUPLED P-TRAP 60CM
SE10AWHA	SERIES 600 WATER CLOSET TANK
YFG187B	RAK-Series 600 Urea Soft Close Seat Cover

Dimensions: All dimensions in mm. Tolerance of vitreous china & fireclay items: $\pm 5\%$ for below 200mm and $\pm 3\%$ for above 200mm; for all other items tolerance $\pm 1\%$. Note: Due to a continuing development program to improve design and performance, the manufacturer reserves all rights to vary specifications without prior information. Please note accessories are for photographic use only.