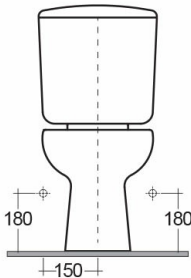
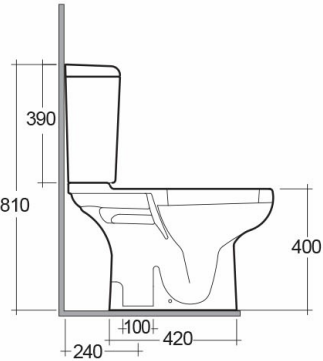
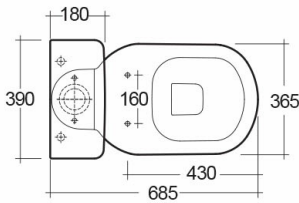


RAK-LIWA
Close Coupled | Water Closet

RAK
CERAMICS



| Technical specifications |                          |
|--------------------------|--------------------------|
| Dimensions:              | 685 x 365 mm             |
| Weight:                  | 35 Kg                    |
| Color:                   | Alpine White             |
| Trap type:               | S Trap                   |
| Trapway type:            | Concealed                |
| Seat cover options:      | ABS & Urea               |
| Bowl shape:              | Oval                     |
| Soft close:              | yes                      |
| Flush Type:              | Dual Flush               |
| Suites:                  | <a href="#">RAK-LIWA</a> |

| Code          | Name  |
|---------------|---|
| JM05DSCQRAWHA | JUMEIRAH QRSC ABS seat                      |
| LW03AWHA      | LIWA WATER CLOSET CLOSE COUPLED S-TRAP 68CM |
| LW04AWHA      | LIWA WATER CLOSET TANK                      |
| YFG173        | RAK-Compact Urea Seat Cover                 |
| YFG173A       | RAK-Compact Urea Soft Close Seat Cover      |
| JM05DAWHA     | SEAT & COVER (ABS)                          |

Dimensions: All dimensions in mm. Tolerance of vitreous china & fireclay items:  $\pm 5\%$  for below 200mm and  $\pm 3\%$  for above 200mm; for all other items tolerance  $\pm 1\%$ . Note: Due to a continuing development program to improve design and performance, the manufacturer reserves all rights to vary specifications without prior information. Please note accessories are for photographic use only.