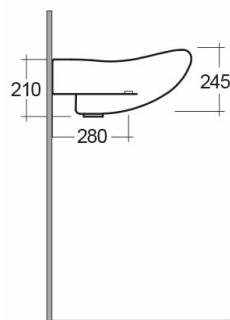
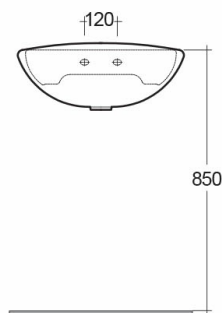
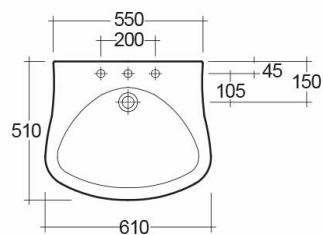


RAK-BELLA DISABLED

Wash basin | Cloakroom

RAK
CERAMICS



Technical specifications

Dimensions: 610 x 510 mm

Weight: 15 Kg

Color: Alpine White

Shape of basin: Rectangle

Suites: [RAK-BELLA DISABLED](#)

Code	Name
------	------

BL0101AWHA	BELLA DISABLED WASH BASIN WALL HUNG 61CM
------------	--

Dimensions: All dimensions in mm. Tolerance of vitreous china & fireclay items: $\pm 5\%$ for below 200mm and $\pm 3\%$ for above 200mm; for all other items tolerance $\pm 1\%$. Note: Due to a continuing development program to improve design and performance, the manufacturer reserves all rights to vary specifications without prior information. Please note accessories are for photographic use only.