

BRICKS & more

THE POWER OF CREATIVITY



RAK
CERAMICS

INDEX

COTTO PIENZA G	07
CREATIVE CONCRETE P	25
DARK INK	49
GLOW	55
HYDO	75
MALDIVES	89
MARAKKESH	107
MARVEL	121
PORTOFINO	135
TERRA	155





Small-size tiles and mosaics are versatile design elements that can add intricate patterns and textures to any space. These tiles are perfect for creating visual interest in smaller areas like bathrooms, kitchens, or accent walls. With their wide range of colors, from neutral tones to vibrant hues, they offer endless opportunities to personalize a room. The variety of finishes, such as marble, concrete, and wood-look tiles, can bring an elegant, industrial, or natural touch to your space. Whether using mosaic tiles for a bold backsplash or small rectangular tiles for a sleek and minimalist aesthetic, these designs can transform spaces by adding both warmth and character without overwhelming the environment. Their ability to fit into different styles, from modern to rustic, makes them a timeless choice in interior design.

BRICKS&more
THE POWER OF CREATIVITY



COTTO PIENZA G

Small brick tiles, inspired by the traditional Italian Cotto from Tuscany, exude timeless charm and rustic elegance. Crafted from natural clay, these tiles are known for their warm, earthy hues and rich, textured surface that deepens in character over time. The distinctive, handmade look evokes the beauty of Tuscan farmhouses, with each tile adding a unique, artisanal touch to any space. Whether used for flooring, backsplashes, or accent walls, these tiles bring a sense of authentic Italian craftsmanship and rustic luxury into modern interiors.





Wall: Cotto Pienza G Brick Nut, Cotto Pienza G Brick Nut Decor,
Cotto Pienza G Brick Green, Cotto Pienza G Brick Green Decor
Floor: Cotto Pienza G Nut 60X120 cm



Wall: Cotto Pienza G Brick White,
Cotto Pienza G Brick Brown Decor



Wall: Cotto Pienza G Brick Clay



Wall: Cotto Pienza G Brick White, Cotto Pienza G Brick Brown,
Cotto Pienza G Brick Brown Decor
Floor: Cotto Pienza G White 60X60 cm



Wall: Cotto Pienza G Brick White



Wall: Cotto Pienza G Brick Green, Cotto Pienza G Brick Green Decor



Wall: Cotto Pienza G Brick White, Cotto Pienza G Brick White Decor,
Cotto Pienza G Brick Green, Cotto Pienza G Brick Green Decor
Floor: Sapien Wood Natural 29,5X120 cm



Wall: Cotto Pienza G Brick White, Cotto Pienza G Brick White Decor, Cotto Pienza G Brick Brown, Cotto Pienza G Brick Brown Decor



Wall: Cotto Pienza G Brick Nut, Cotto Pienza G Brick Nut Decor



SIGNATURE
COLLECTION

COTTO PIENZA G

Matt • Straight • Light Structure

COTTO PIENZA G BRICK WHITE



COTTO PIENZA G BRICK CLAY



COTTO PIENZA G BRICK NUT



COTTO PIENZA G BRICK BROWN



COTTO PIENZA G BRICK GREEN



COLOR	SURFACE	6.5X26 cm (2.55"X10.23")
WHITE	MATT	A42WCTPB-WHE.M6X0U
CLAY	MATT	A42WCTPB-CLA.M6X0U
NUT	MATT	A42WCTPB-NUT.M6X0U
BROWN	MATT	A42WCTPB-BRN.M6X0U
GREEN	MATT	A42WCTPB-GRE.M6X0U



SIGNATURE
COLLECTION

COTTO PIENZA G DECOR

Matt • Straight • Heavy Structure

COTTO PIENZA G BRICK WHITE DECOR



COTTO PIENZA G BRICK CLAY DECOR



COTTO PIENZA G BRICK NUT DECOR



COTTO PIENZA G BRICK BROWN DECOR



COTTO PIENZA G BRICK GREEN DECOR



COLOR	SURFACE	6.5X26 cm (2.55"X10.23")
WHITE	MATT	A42WCTPB-WHE.MVX0U
CLAY	MATT	A42WCTPB-CLA.MVX0U
NUT	MATT	A42WCTPB-NUT.MVX0U
BROWN	MATT	A42WCTPB-BRN.MVX0U
GREEN	MATT	A42WCTPB-GRE.MVX0U



CREATIVE CONCRETE P

Imagine a world where creativity knows no bounds - a realm where a single, simple effect can evolve into a multitude of stunning forms. This is the enchanting essence of the Creative Concrete P collection. At first glance, concrete may seem ordinary, but within its robust surface lies the foundation for an extraordinary narrative. The Creative Concrete P collection is a diverse and modular masterpiece that starts with the raw beauty of concrete, then transforms it into a rich tapestry of variations. It metamorphoses into elegant stone textures, warm wooden finishes, intricate decorations, and classic brick patterns, each bringing its own unique charm and character. With this collection, designers are invited to unleash their imagination.



ANTRACITE



WHITE



CORAL




LAVENDER



LIGHT BLUE



OCEAN



MINT




JUNGLE



Wall: Creative Concrete P Brick Lavender, Creative Concrete P Brick Ocean,
Creative Concrete P Brick Mint, Creative Concrete P Light Blue
Floor: Creative Concrete P Stone Grey 120X120 cm



Wall: Creative Concrete P Brick Lavender, Creative Concrete P Brick Ocean,
Creative Concrete P Brick Mint, Creative Concrete P Light Blue
Floor: Creative Concrete P Stone Grey 120X120 cm



Wall: Creative Concrete P Brick Coral
Floor: Creative Concrete P Stone Grey 120X120 cm



Wall: Creative Concrete P Brick Lavender, Creative Concrete P Brick Ocean,
Creative Concrete P Light Blue
Floor: Creative Concrete P Grey 120X120 cm



Wall: Creative Concrete P Brick White,
Creative Concrete P Brick Antracite



Wall: Creative Concrete P Brick White
Floor: Creative Concrete P Hexagon Antracite




Lotus
WELLNESS & SPA

Wall: Creative Concrete P Brick White, Creative Concrete P Brick Coral,
Creative Concrete P Mosaic White 5x5 cm
Floor: Creative Concrete P Grey 60x120 cm



Wall: Creative Concrete P Brick Mint,
Creative Concrete P Brick Jungle



Wall: Creative Concrete P
Mosaic Light Blue 2.5x2.5 cm



Wall: Creative Concrete P Brick Mint, Creative Concrete P Brick Jungle,
Creative Concrete P Mosaic Antracite 5x5 cm
Floor: Creative Concrete P Dark Grey 60X120 cm



Wall: Creative Concrete P
Mosaic Ocean 5x5 cm



Wall: Creative Concrete P Light Blue,
Creative Concrete P Brick Antracite



SIGNATURE
COLLECTION

CREATIVE CONCRETE P

Matt • Straight • Light Structure

CREATIVE CONCRETE P BRICK WHITE



CREATIVE CONCRETE P BRICK CORAL



CREATIVE CONCRETE P BRICK MINT



CREATIVE CONCRETE P BRICK JUNGLE



CREATIVE CONCRETE P BRICK LIGHT BLUE



CREATIVE CONCRETE P BRICK OCEAN



CREATIVE CONCRETE P BRICK LAVENDER



CREATIVE CONCRETE P BRICK ANTHRACITE



COLOR	SURFACE	6.5X26 cm (2.55"X10.23")
WHITE	MATT	A42WCTVB-WHE.I6XOU
CORAL	MATT	A42WCTVB-COL.I6XOU
MINT	MATT	A42WCTVB-MNT.I6XOU
JUNGLE	MATT	A42WCTVB-JUG.I6XOU
LIGHT BLUE	MATT	A42WCTVB-LIB.I6XOU
OCEAN	MATT	A42WCTVB-OCN.I6XOU
LAVENDER	MATT	A42WCTVB-LAR.I6XOU
ANTHRACITE	MATT	A42WCTVB-ANT.I6XOU



SIGNATURE
COLLECTION

CREATIVE CONCRETE P

Matt • Straight • Smooth


CREATIVE CONCRETE P
MOSAIC WHITE 5X5




CREATIVE CONCRETE P
MOSAIC ANTHRACITE 5X5



CREATIVE CONCRETE P
MOSAIC WHITE 2.5X2.5



CREATIVE CONCRETE P
MOSAIC ANTHRACITE 2.5X2.5




CREATIVE CONCRETE P
MOSAIC MINT 5X5




CREATIVE CONCRETE P
MOSAIC JUNGLE 5X5



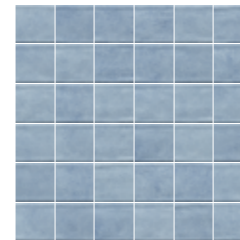
CREATIVE CONCRETE P
MOSAIC MINT 2.5X2.5



CREATIVE CONCRETE P
MOSAIC JUNGLE 2.5X2.5




CREATIVE CONCRETE P
MOSAIC LIGHT BLUE 5X5




CREATIVE CONCRETE P
MOSAIC OCEAN 5X5



CREATIVE CONCRETE P
MOSAIC LIGHT BLUE 2.5X2.5



CREATIVE CONCRETE P
MOSAIC OCEAN 2.5X2.5



COLOR	SURFACE	31X31 cm (12.2"X12.2") 5X5 CM	29.7X29.7 cm (11.69"X11.69") 2.5X2.5 CM
WHITE	MATT	AM2SCTVB-WHE.MOXOU	AM1SCTVB-WHE.MOXOU
ANTHRACITE	MATT	AM2SCTVB-ANT.MOXOU	AM1SCTVB-ANT.MOXOU
MINT	MATT	AM2SCTVB-MNT.MOXOU	AM1SCTVB-MNT.MOXOU
JUNGLE	MATT	AM2SCTVB-JUG.MOXOU	AM1SCTVB-JUG.MOXOU
LIGHT BLUE	MATT	AM2SCTVB-LIB.MOXOU	AM1SCTVB-LIB.MOXOU
OCEAN	MATT	AM2SCTVB-OCN.MOXOU	AM1SCTVB-OCN.MOXOU

GRES WHITE BODY TILES



CREATIVE CONCRETE P

Matt • Straight • Light Structure

SIGNATURE
COLLECTION

CREATIVE CONCRETE P
HEXAGON WHITE




CREATIVE CONCRETE P
HEXAGON LAVENDER




CREATIVE CONCRETE P
HEXAGON CORAL



CREATIVE CONCRETE P
HEXAGON JUNGLE



CREATIVE CONCRETE P
HEXAGON OCEAN



CREATIVE CONCRETE P
HEXAGON ANTRACITE



COLOR	SURFACE	20X23 cm (7.87"X9.05")
WHITE	MATT	A23SCTVB-WHE.I0X0U
LAVENDER	MATT	A23SCTVB-LAR.I0X0U
CORAL	MATT	A23SCTVB-COL.I0X0U
JUNGLE	MATT	A23SCTVB-JUG.I0X0U
OCEAN	MATT	A23SCTVB-OCN.I0X0U
ANTHRACITE	MATT	A23SCTVB-ANT.I0X0U



Wall: Creative Concrete P Hexagon White



DARK INK

Venice, one of Italy's wonders, is known for transforming even simple objects like glass into a work of art. Even on Venetian floor, the sensitivity and talent of the artisans was able to transform it into timeless beauty. In Dark Ink, the disorder of the terrazzo granules finds harmony in the colours black and white, resulting in a modern reinterpretation of the Venetian Battuto. The black brick in a matt finish give the original full collection a boost of design and elegance.



Wall: Dark Ink Black Brick

GRES WHITE BODY TILES



DARK INK

Matt • Straight • Smooth

SIGNATURE
COLLECTION

DARK INK BLACK BRICK



COLOR

SURFACE

6X24 cm (2.36"X9.44")

BLACK

MATT

A62SDKIB-BLK.MOXOU

Wall: Dark Ink Black Brick




GLOW

Compact, eye-catching wall tiles with structured decor offer a vibrant, modern look. Featuring bold, colorful designs defined by smooth lines and flowing curves, Glow's wide range of colors and shapes, create a dynamic and contemporary feel. The textured structure adds depth, highlighting the intricate patterns. These stylish tiles are perfect for making a striking statement in kitchens, bathrooms, or accent walls, blending both artistic flair and practical functionality.



Wall: Glow Mint, Glow Olive,
Glow Olive Decor







Wall: Glow Mint Rounded Corner
Glow White Rounded Corner



Wall: Glow Mint,
Glow Mint Rounded Corner



Wall: Glow Light Grey Rounded Corner,
Glow Blue, Glow Blue Decor



Wall: Glow Caramel, Glow Caramel Decor,
Glow Olive, Glow Light Grey
Floor: Moon Stone Grey 60X120 Cm



Wall: Glow Blue, Glow Blue Rounded Corner



Wall: Glow White, Glow White Decor,
Glow Blue, Glow Blue Decor
Floor: Sapier Wood Natural 60X120 Cm



Wall: Glow Caramel,
Glow Mint Rounded Corner

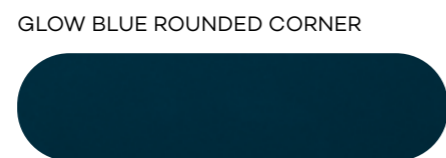

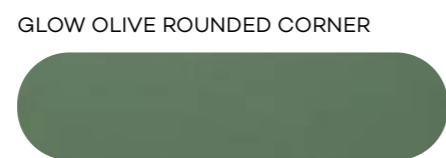

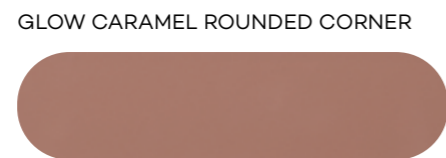

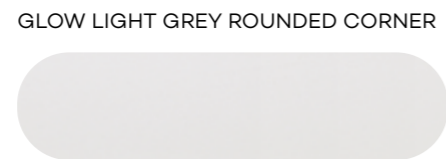




Wall: Glow White,
Glow White Decor



GLOW

High Glossy • Straight • Smooth

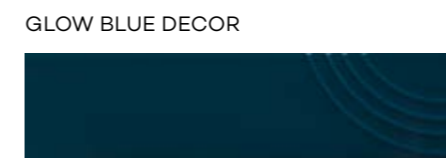





COLOR	SURFACE	6.5X26 cm (2.55"X10.23")	
		RECTANGLE	ROUNDED CORNER
WHITE	GLOSSY	A42WGLOW-WHE.HOXOU	A42WGLOW-WHE.HOXOG
LIGHT GREY	GLOSSY	A42WGLOW-LIG.HOXOU	A42WGLOW-LIG.HOXOG
CARAMEL	GLOSSY	A42WGLOW-CRL.HOXOU	A42WGLOW-CRL.HOXOG
MINT	GLOSSY	A42WGLOW-MNT.HOXOU	A42WGLOW-MNT.HOXOG
OLIVE	GLOSSY	A42WGLOW-OLE.HOXOU	A42WGLOW-OLE.HOXOG
BLUE	GLOSSY	A42WGLOW-BLE.HOXOU	A42WGLOW-BLE.HOXOG



GLOW DECOR

High Glossy • Straight • Heavy Structure



COLOR	SURFACE	6.5X26 cm (2.55"X10.23")	
		RECTANGLE	ROUNDED CORNER
WHITE	GLOSSY	A42WGLOW-WHE.HLXOU	
LIGHT GREY	GLOSSY	A42WGLOW-LIG.HLXOU	
CARAMEL	GLOSSY	A42WGLOW-CRL.HLXOU	
MINT	GLOSSY	A42WGLOW-MNT.HLXOU	
OLIVE	GLOSSY	A42WGLOW-OLE.HLXOU	
BLUE	GLOSSY	A42WGLOW-BLE.HLXOU	




HYDO


Swimming pool and Spa surfaces requires careful attention in terms of application and design selection. Hydro mosaics and all the RAK Ceramics innovative solutions for Swimming pool and Wellness are up to date with the latest trends in tile design as well as in technical excellence and quality standards. Each solution, is designed to ensure perfect integration of your pool projects to its surrounding landscape and interior design style, eliminating aesthetic boundaries.



Pool: Hydo Mosaic Sky Blue 2.5x2.5 cm
Hydo Blue Mix2-mosaic 2.5x2.5 cm
Floor: Moon Stone Grey 60X120 cm



Pool: Hydo Mosaic Sky Blue 2.5x2.5 cm
Floor: Moon Stone Grey 60x120 cm



Pool: Hydo Mosaic Dark Blue 2.5x2.5 cm




Wall : Hydo Mosaic Beige 5x5 cm,
Hydo Mosaic White 5x5 cm
Floor : Hydo Mosaic Beige 5x5 cm



Wall: Hydo Mosaic White 5x5 cm
Floor: Hydo Mosaic Dark Beige 5x5 cm,
Hydo Mosaic White 5x5 cm

HYDO

Matt / Glossy • Straight • Smooth



COLOR	SURFACE	31X31 cm (12.2"X12.2")	29.7X29.7 cm (11.69"X11.69")
		5X5 CM	2.5X2.5 CM
BLUE	MATT	AM2SHYDO-BLE.MOXOU	AM1SHYDO-BLE.MOXOU
	GLOSSY	AM2SHYDO-BLE.HOXOU	AM1SHYDO-BLE.HOXOU
DARK BLUE	MATT	AM2SHYDO-DAB.MOXOU	AM1SHYDO-DAB.MOXOU
	GLOSSY	AM2SHYDO-DAB.HOXOU	AM1SHYDO-DAB.HOXOU
SKY BLUE	MATT	AM2SHYDO-SKB.MOXOU	AM1SHYDO-SKB.MOXOU
	GLOSSY	AM2SHYDO-SKB.HOXOU	AM1SHYDO-SKB.HOXOU
MEDIUM BLUE	MATT	AM2SHYDO-MEB.MOXOU	AM1SHYDO-MEB.MOXOU
	GLOSSY	AM2SHYDO-MEB.HOXOU	AM1SHYDO-MEB.HOXOU
NAVY BLUE	MATT	AM2SHYDO-NAY.MOXOU	AM1SHYDO-NAY.MOXOU
	GLOSSY	AM2SHYDO-NAY.HOXOU	AM1SHYDO-NAY.HOXOU
BLACK	MATT	AM2SHYDO-BLK.MOXOU	AM1SHYDO-BLK.MOXOU
	GLOSSY	AM2SHYDO-BLK.HOXOU	AM1SHYDO-BLK.HOXOU


COLOR	SURFACE	31X31 cm (12.2"X12.2")	29.7X29.7 cm (11.69"X11.69")
		5X5 CM	2.5X2.5 CM
DARK BEIGE	MATT	AM2SHYDO-DBE.MOXOU	AM1SHYDO-DBE.MOXOU
	GLOSSY	AM2SHYDO-DBE.HOXOU	AM1SHYDO-DBE.HOXOU
BEIGE	MATT	AM2SHYDO-BEE.MOXOU	AM1SHYDO-BEE.MOXOU
	GLOSSY	AM2SHYDO-BEE.HOXOU	AM1SHYDO-BEE.HOXOU
DARK GREY	MATT	AM2SHYDO-DKG.MOXOU	AM1SHYDO-DKG.MOXOU
	GLOSSY	AM2SHYDO-DKG.HOXOU	AM1SHYDO-DKG.HOXOU
GREY	MATT	AM2SHYDO-GRY.MOXOU	AM1SHYDO-GRY.MOXOU
	GLOSSY	AM2SHYDO-GRY.HOXOU	AM1SHYDO-GRY.HOXOU
WHITE	MATT	AM2SHYDO-WHE.MOXOU	AM1SHYDO-WHE.MOXOU
	GLOSSY	AM2SHYDO-WHE.HOXOU	AM1SHYDO-WHE.HOXOU




HYDO

Matt / Glossy • Straight • Smooth

HYDO BLUE MIX-2
MOSAIC 5X5



HYDO BLUE MIX-3
MOSAIC 5X5




HYDO BEIGE MIX-2
MOSAIC 5X5




HYDO BEIGE MIX-3
MOSAIC 5X5




HYDO BLUE MIX-2
MOSAIC 2.5X2.5




HYDO BLUE MIX-3
MOSAIC 2.5X2.5



HYDO BEIGE MIX-2
MOSAIC 2.5X2.5



HYDO BEIGE MIX-3
MOSAIC 2.5X2.5



Finishes

MATT



GLOSSY



COLOR	SURFACE	31X31 cm (12.2"X12.2")	29.7X29.7 cm (11.69"X11.69")
		5X5 CM	2.5X2.5 CM
BLUE MIX-2	MATT	AM2SHYDO-BL2.MOX0U	AM1SHYDO-BL2.MOX0U
	GLOSSY	AM2SHYDO-BL2.GOX0U	AM1SHYDO-BL2.GOX0U
BLUE MIX-3	MATT	AM2SHYDO-BL3.MOX0U	AM1SHYDO-BL3.MOX0U
	GLOSSY	AM2SHYDO-BL3.GOX0U	AM1SHYDO-BL3.GOX0U
BEIGE MIX-2	MATT	AM2SHYDO-BE2.MOX0U	AM1SHYDO-BE2.MOX0U
	GLOSSY	AM2SHYDO-BE2.GOX0U	AM1SHYDO-BE2.GOX0U
BEIGE MIX-3	MATT	AM2SHYDO-BE3.MOX0U	AM1SHYDO-BE3.MOX0U
	GLOSSY	AM2SHYDO-BE3.GOX0U	AM1SHYDO-BE3.GOX0U





Pool: Hydo Mosaic Sky Blue 2.5x2.5,
Hydo Blue Mix2-mosaic 2.5x2.5



MALDIVES

Discover the captivating charm of our newest mosaic porcelain tile collection, inspired by the luxury of the Maldives. Each tile invites you to escape to paradise, offering a serene and sophisticated touch to any outdoor setting. Elevate your poolside or landscape design with Maldives Mosaics. Expertly engineered with a water absorption rate below 0.5%, these tiles exemplify exceptional strength and long-lasting beauty. Ideal for swimming pools and water features, they combine low-maintenance functionality with refined aesthetics. Designed with architects and designers in mind, Maldives Mosaics outperform traditional stone, delivering practical advantages and visual appeal. Choose from a rich palette of colors—from soothing blues and greens to natural sandstone and greys—allowing you to create a space that reflects your unique vision. Maldives Mosaics bring a luxurious finish that earns praise from design professionals. With customizable color ratios, you can tailor every detail to suit your desired ambience.





Pool: Maldives Mulak Green 10X10 cm,
Floor: Montpellier Beige 60x120 cm



Pool: Maldives Alifushi Grey 5x5 cm,
Floor: Montpellier Beige 60x120 cm



Pool: Maldives Thoddu Wheat 11x24 cm,
Floor: Montpellier Beige 60x120 cm



Pool: Maldives Vaavu Blue 5x5 cm,
Floor: Cotto Pienza Light Brown 60x60 cm



Pool: Maldives Thoddu Wheat 2,5x2,5 cm,
Floor: Cotto Pienza Light Brown 60x60 cm



Pool: Maldives Vaavu Blue 10x10 cm,
Floor: Cotto Pienza Light Brown 60x60 cm



Pool: Maldives Alifushi Grey 11x24 cm,
Floor: Travertino Osso Crosscut Light Beige 60x120 cm,
Sapien Wood Honey 29.5x180 cm



Pool: Maldives Alifushi Grey 10x10 cm,
Floor: Travertino Osso Crosscut Light Beige 60x120 cm



Pool: Maldives Mulak Green 5x5 cm

MALDIVES

Matt • Straight • Smooth


MALDIVES MOSAIC
ALIFUSHI GREY 10X10




MALDIVES MOSAIC
THODDU WHEAT 10X10



MALDIVES MOSAIC
MULAK GREEN 10X10



MALDIVES MOSAIC
VAAVU BLUE 10X10




MALDIVES
ALIFUSHI GREY 11X24



MALDIVES
THODDU WHEAT 11X24



MALDIVES
MULAK GREEN 11X24



MALDIVES
VAAVU BLUE 11X24




MALDIVES MOSAIC
ALIFUSHI GREY 5X5




MALDIVES MOSAIC
THODDU WHEAT 5X5




MALDIVES MOSAIC
MULAK GREEN 5X5




MALDIVES MOSAIC
VAAVU BLUE 5X5




MALDIVES MOSAIC
ALIFUSHI GREY 2.5X2.5




MALDIVES MOSAIC
THODDU WHEAT 2.5X2.5



MALDIVES MOSAIC
MULAK GREEN 2.5X2.5



MALDIVES MOSAIC
VAAVU BLUE 2.5X2.5



COLOR	SURFACE	32X32 cm (12.59"X12.59") 10X10 CM	31X31 cm (12.2"X12.2") 5X5 CM	29.7X29.7 cm (11.69"X11.69") 2.5X2.5 CM	11X24 cm (11.69"X11.69")
ALIFUSHI GREY	MATT	A10SMADS-ALF10X0T	AM2SMADS-ALFM0X0U	AM1SMADS-ALFM0X0U	AM1SMADS-ALFM0X0U
THODDU WHEAT	MATT	A10SMADS-TDW10X0T	AM2SMADS-TDWM0X0U	AM1SMADS-TDWM0X0U	A21SMADS-TDW10X0U
MULAK GREEN	MATT	A10SMADS-MKG10X0T	AM2SMADS-MKG.M0X0U	AM1SMADS-MKG.M0X0U	A21SMADS-MKG10X0U
VAAVU BLUE	MATT	A10SMADS-VAB10X0T	AM2SMADS-VAB.M0X0U	AM1SMADS-VAB.M0X0U	A21SMADS-VAB10X0U

MARAKKESH



Colorful wall brick tiles, inspired by the soft pastel hues of the Maghreb, evoke the vibrant energy of a bustling souk. Shades of mint green, blush pink and sky blue capture the warmth and charm of North African markets, where the air is filled with the scent of spices and the vibrant colors of textiles and ceramics. These tiles bring a sense of exotic beauty and lively spirit into any room, creating a dynamic yet calming atmosphere. Whether arranged in delicate patterns or as bold, statement pieces, they transport the essence of a sun-drenched souk into the heart of modern interiors.





Wall: Marakkesh Ivory and Marakkesh Green
Floor: Creative Concrete P Stone Grey 120X120 Cm



Wall: Marakkesh White



Wall: Marakkesh Light Blue,
Marakkesh Dark Blue



Wall: Marakkesh Ivory, Marakkesh Pink



Wall: Marakkesh Green



Wall: Marakkesh Grey

WHITE BODY CERAMIC TILES



SIGNATURE
COLLECTION

MARAKKESH

Glossy • Straight • Light Structure

MARAKKESH WHITE



MARAKKESH ASH



MARAKKESH GREY



MARAKKESH GREEN



MARAKKESH LIGHT BLUE



MARAKKESH DARK BLUE



MARAKKESH IVORY



MARAKKESH PINK



COLOR	SURFACE	6.5X26 cm (2.55"X10.23")
WHITE	GLOSSY	A42WMRKS-WHE.G6X0U
ASH	GLOSSY	A42WMRKS-ASH.G6X0U
GREY	GLOSSY	A42WMRKS-GRY.G6X0U
GREEN	GLOSSY	A42WMRKS-GRE.G6X0U
LIGHT BLUE	GLOSSY	A42WMRKS-LIB.G6X0U
DARK BLUE	GLOSSY	A42WMRKS-DAB.G6X0U
IVORY	GLOSSY	A42WMRKS-IVOG6X0U
PINK	GLOSSY	A42WMRKS-PIK.G6X0U



Wall: Marakkesh Dark Blue



MARVEL

Marvelous bricks and hexagon tiles in marble and wood effects come together in a refined, timeless fusion that embodies the new creative classic. The sleek, veined elegance of marble tiles pairs effortlessly with the warm, natural texture of wood-effect bricks, creating a balanced contrast that feels both contemporary and enduring. This sophisticated mix of materials adds depth and interest to any space, whether used in striking patterns or subtle, harmonious designs. The combination of luxurious marble and organic wood brings a sense of modern elegance, while the classic shapes and textures ensure the look remains forever stylish and versatile.



HOT DRINKS

Espresso
Latte
Mocha
Cappuccino
Americano
Hot Chocolate
Doppio

PASTRIES

Croissant
Cinnamon rolls
Dump Bar Blondies
Gingerbread scones
Cinnamon muffins
Doughnuts
Oatmeal Cookies

ICED DRINKS

Iced Espresso
Iced Latte
Iced Mocha
Iced Cappuccino
Iced Americano
Iced Hot Chocolate
Iced Doppio

Wall: Marvel Brick Black, Marvel Brick White
Floor: Iceland White 120X120 cm



Wall: Marvel Brick White,
Marvel Hexagon Honey



Wall: Marvel Brick Black,
Marvel Brick Golden Marble



Wall: Marvel Hexagon Golden Marble
Floor: Sapien Wood 29.5X120 cm



Wall: Nero Marquina Marble 120X280 cm
Floor: Marvel Hexagon White, Marvel Hexagon Black, Marvel Hexagon Honey



Wall: Marvel Brick White,
Marvel Brick Black



SIGNATURE
COLLECTION

MARVEL

Matt • Straight • Smooth

MARVEL BRICK WHITE



MARVEL BRICK BLACK



MARVEL BRICK GOLDEN MARBLE



MARVEL BRICK HONEY



SIGNATURE
COLLECTION

MARVEL

Matt • Straight • Smooth

MARVEL HEXAGON WHITE



MARVEL HEXAGON BLACK



MARVEL HEXAGON GOLDEN MARBLE



MARVEL HEXAGON HONEY





COLOR	SURFACE	6.5X26 cm (2.55"X10.23")
WHITE	MATT	A42WMRVB-WHE.MOXOU
BLACK	MATT	A42WMRVB-BLK.MOXOU
GOLDEN MARBLE	MATT	A42WMRVB-GOM.MOXOU
HONEY	MATT	A42WMRVB-HNY.MOXOU

COLOR	SURFACE	20X23 cm (7.87"X9.05")
WHITE	MATT	A23SMRVB-WHE.MOXOU
BLACK	MATT	A23SMRVB-BLK.MOXOU
GOLDEN MARBLE	MATT	A23SMRVB-GOM.MOXOU
HONEY	MATT	A23SMRVB-HNY.MOXOU



PORTOFINO

Glossy bricks and mosaics, inspired by the vibrant colors of Portofino, bring a playful, Mediterranean flair to any space. The smooth, reflective surface of these tiles captures the essence of the seaside village, with hues of turquoise, coral, and sunny yellow mirroring the shimmering waters and charming buildings of this coastal paradise. Whether arranged in bold patterns or soft gradients, these glossy tiles create an eye-catching, dynamic atmosphere, infusing interiors with the lively, carefree spirit of Portofino's stunning landscape and rich cultural heritage.





Wall: Portofino Mosaic Ocean 2,5x2,5 cm



Wall: Portofino Brick Musk



Wall: Portofino Salvia, Portofino Sand, Portofino White
Portofino White 10x10 Cm Glued, Portofino Sand 10x10 cm
Floor: Portofino White 60x60 cm



Wall: Portofino Brick Sand,
Portofino Musk 10x10 cm



Wall: Portofino Brick White,
Portofino Brick Corallo




Wall: Portofino Brick Pink, Portofino Brick Corallo
Floor: Creative Concrete Beige 120x120 cm



Wall: Portofino Brick Greige,
Portofino Mosaic Ocean 2.5x2.5 cm
Floor: Portofino Brick Greige 60x60 cm



Wall: Portofino Brick Sand,
Portofino Mosaic White 2.5x2.5 cm



Wall: Portofino Mosaic
Salvia 5x5 cm



Wall: Portofino Brick Blue,
Portofino Brick Green



PORTOFINO

Glossy • Straight • Light Structure

PORTOFINO BRICK WHITE



PORTOFINO BRICK SAND



PORTOFINO BRICK PINK



PORTOFINO BRICK CORALLO



PORTOFINO BRICK SALVIA



PORTOFINO BRICK MUSK



PORTOFINO BRICK GREEN



PORTOFINO BRICK BLUE



PORTOFINO BRICK OCEAN



PORTOFINO BRICK GREIGE



COLOR	SURFACE	6.5X26 cm (2.55"X10.23")
WHITE	GLOSSY	A42WPTFN-WHE.H6XOU
SAND	GLOSSY	A42WPTFN-SND.H6XOU
PINK	GLOSSY	A42WPTFN-PIK.H6XOU
CORALLO	GLOSSY	A42WPTFN-CRA.H6XOU
SALVIA	GLOSSY	A42WPTFN-SLV.H6XOU
MUSK	GLOSSY	A42WPTFN-MUK.H6XOU
GREEN	GLOSSY	A42WPTFN-GRE.H6XOU
BLUE	GLOSSY	A42WPTFN-BLE.H6XOU
OCEAN	GLOSSY	A42WPTFN-OCN.H6XOU
GREIGE	GLOSSY	A42WPTFN-GRG.H6XOU



PORTOFINO

Glossy • Straight • Smooth / Light Structure

PORTOFINO WHITE
10X10 GLUED



PORTOFINO SAND
10X10 GLUED



PORTOFINO MUSK
10X10 GLUED




PORTOFINO BLUE
10X10 GLUED



PORTOFINO MOSAIC
WHITE 5X5




PORTOFINO MOSAIC
GREIGE 5X5




PORTOFINO MOSAIC
SALVIA 5X5




PORTOFINO MOSAIC
OCEAN 5X5




PORTOFINO MOSAIC
WHITE 2.5X2.5




PORTOFINO MOSAIC
GREIGE 2.5X2.5



PORTOFINO MOSAIC
SALVIA 2.5X2.5



PORTOFINO MOSAIC
OCEAN 2.5X2.5




COLOR	SURFACE	Light Structure 32X32 cm (12.59"X12.59") 10X10 CM	Light Structure 31X31 cm (12.2"X12.2") 5X5 CM	Smooth 29.7X29.7 cm (11.69"X11.69") 2.5X2.5 CM
		WHITE	GLOSSY	A10SPTFN-WHE.H6XOT
SAND	GLOSSY	A10SPTFN-SND.H6XOT	-	-
MUSK	GLOSSY	A10SPTFN-MUK.H6XOT	-	-
SALVIA	GLOSSY	-	AM2SPTFN-SLV.HOXOU	AM1SPTFN-SLV.HOXOU
BLUE	GLOSSY	A10SPTFN-BLE.H6XOT	-	-
OCEAN	GLOSSY	-	AM2SPTFN-OCN.HOXOU	AM1SPTFN-OCN.HOXOU
GREIGE	GLOSSY	-	AM2SPTFN-GRG.HOXOU	AM1SPTFN-GRG.HOXOU



TERRA

The Terra Bricks collection reinterprets the familiar charm of brickwork through a contemporary, design-led lens. Defined by its compact 6.5x26 cm format and refined matt finish, it brings structure, rhythm, and texture to interior surfaces. Available in a palette of 9 carefully balanced colours, the range is designed to offer flexibility, allowing designers to create everything from subtle tonal compositions to more expressive, colour-driven statements. At the heart of Terra Bricks is a thoughtful balance between material authenticity and modern surface treatment. The textured effect and soft matt finish enhance the natural depth of each shade, while the brick format introduces a sense of order and architectural clarity. Inspired by earthy cement tones and tactile surfaces, the collection incorporates a nuanced fabric-like detail that elevates its visual appeal, lending a quiet sophistication to the overall design.





Wall: Terra Brick Taupe 6.5x26 cm,
Terra Brick Terracotta 6.5x26 cm,
Floor: Terra Taupe 60x120 cm



Wall: Terra Brick Ivory 6,5x26 cm,
Terra Brick Cream 6,5x26 cm



Wall: Terra Brick Grey 6,5x26 cm,
Terra Brick White 6,5x26 cm



Wall: Terra Brick Cream 6.5x26 cm,
Terra Brick Blue 6.5x26 cm
Floor: Terra Cream 120x120 cm



Wall: Terra Brick Cream 6.5x26 cm



Wall: Terra Brick Cream 6.5x26 cm,
Terra Brick Salvia 6.5x26 cm



Wall: Terra Brick Grey 6.5x26 cm,
Terra Brick White 6.5x26 cm
Floor: Terra White 60x120 cm



Wall: Terra Brick Grey 6.5x26 cm,
Terra Brick White 6.5x26 cm



Wall: Terra Brick Terracotta 6.5x26 cm



Wall: Terra Brick Ivory 6,5x26 cm,
Terra Brick Salvia 6,5x26 cm
Floor: Terra Ivory 120x120 cm



Wall: Terra Brick Anthracite 6.5x26 cm



Wall: Terra Brick White 6.5x26 cm



TERRA

Matt • Straight • Light Structure

TERRA BRICK WHITE



TERRA BRICK IVORY



TERRA BRICK CREAM



TERRA BRICK TAUPE



TERRA BRICK GREY



TERRA BRICK ANTHRACITE



TERRA BRICK TERRACOTTA



TERRA BRICK SALVIA



TERRA BRICK BLUE




COLOR	SURFACE	6.5X26 cm (2.55"X10.23")
WHITE	MATT	A42WTRRA-WHE.I6X0U
IVORY	MATT	A42WTRRA-IVO.I6X0U
CREAM	MATT	A42WTRRA-CAM.I6X0U
TAUPE	MATT	A42WTRRA-TPE.I6X0U
TERRACOTTA	MATT	A42WTRRA-TCO.I6X0U
SALVIA	MATT	A42WTRRA-SLV.I6X0U
BLUE	MATT	A42WTRRA-BLE.I6X0U
ANTHRACITE	MATT	A42WTRRA-ANT.I6X0U
GREY	MATT	A42WTRRA-GRY.I6X0U



Wall: Terra Brick Terracotta 6.5x26 cm,
Floor: Terra Ivory 120x120 cm


BRICK TILE PATTERNS

LAYING SOLUTION 1




Vertical stacked
6.5X26 cm

LAYING SOLUTION 2



Stepped vertical plain,
alternate to vertical stacked décor
6.5X26 cm

LAYING SOLUTION 1



Basket weave
6.5X26 cm

LAYING SOLUTION 2




Herringbone 45° color mix
6.5X26 cm

LAYING SOLUTION 1



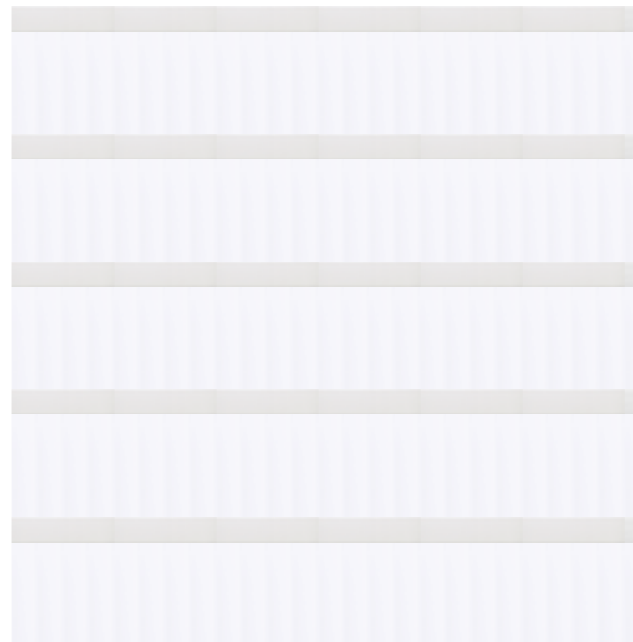
Horizontal stacked
6.5X26 cm

LAYING SOLUTION 2




Stepped horizontal
6.5X26 cm

LAYING SOLUTION 1



Bordered stack color mix
6.5X26 cm

LAYING SOLUTION 2



Checkerboard
6.5X26 cm

TECHNICAL FEATURES

WHITE BODY CERAMIC TILES (BIII):

White body Ceramic tiles are made with finest quality clays and with chamotte (a ceramic raw material with high percentage of silica). These raw materials are submitted to dry grinding and suitably mixed and wet and then pressed with hydraulic presses. Quick-cycle support firing is obtained via roller kilns reaching temperatures of approximately 1130 °C. After biscuit glazing, the vitrified product is sintered in a single-layer roller kiln at approximately 1030 °C. The resulting wall tiles have an average bending strength that is higher than 16 N/mm² in accordance with the UNI EN ISO10545-4 standard test method and a water absorption level that is higher than 10 %; they belong to the BIII (GL) group according to the International Standard ISO 13006 and UNI EN 14411 standard. This class of products shows virtually no shrinkage during firing; therefore such dimensional consistency results in extremely easy laying.















ADVICE ON LAYING

White body tiles can be laid using either tile adhesives or cement mortar. Under no circumstances should the tiles be wet before laying when using acrylic or vinyl resin based adhesives or two- component organic solvent based adhesives. When laying large sized tiles it is best to adopt the two layer spreading method and, when the laying surface is very large, to provide for suitable expansion joints which must not be spaced more than 4-5 linear meters apart from one another.

IMPORTANT POINTS TO REMEMBER WHILE LAYING THESE TILES

When laying on wet concrete or plaster, leave to dry for at least one week for each centimetre of thickness. When laying on brick, never lay on tile adhesive measuring more than 4-5 mm in thickness. For laying on flexible supports (for example plasterboard panels, polymer panels, etc.) which may result in movement of the tiles, we advise laying on tile adhesive measuring no more than 2-3 mm in thickness and to use class C2 or D1 glues. For laying on waterproof brick, which prevents the release of damp, we advise laying on tile adhesive measuring no more than 3 mm in thickness and to use class C2 or D1 glues. Avoid laying without expansion joints or joints where stress due to expansion is released directly onto the tile.

TECHNICAL CHARACTERISTICS - WHITE BODY CERAMIC TILES (BIII)

	Test Description	Standard Test Method	International Standard ISO 13006	RAK Ceramics Specifications
	Length & Width	BS EN ISO 10545-2	+/- 0.5%	+/- 0.3%
	Thickness	BS EN ISO 10545-2	+/-10%	+/- 5.0%
	Rectangle Squareness	BS EN ISO 10545-2	+/- 0.5%	+/- 0.4%
	Straightness of sides	BS EN ISO 10545-2	+/- 0.5%	+/- 0.3%
	Surface Flatness	BS EN ISO 10545-2	+/- 0.5%	+/- 0.3%
	Water Absorption	BS EN ISO 10545-3	10% < E <= 20%	10% < E <= 18%
	Modulus of Rupture	BS EN ISO 10545-4		
	Thickness > = 7,5mm		>=12 N/mm ²	>=16 N/mm ²
	Thickness < = 7,5mm		>=15 N/mm ²	>=16 N/mm ²
	Breaking Strength	BS EN ISO 10545-4		
	Thickness > = 7,5mm		>=600N	>=650N
	Thickness < = 7,5mm		>=200N	>=400N
	Resistance to surface abrasion	BS EN ISO 10545-7	Manufacturer to state Abrasion Class	Class 2 - 4
	Resistance to Thermal Shock	BS EN ISO 10545-9	No visible defect	No visible defect
	Crazing Resistance	BS EN ISO 10545-11	No crazing	No crazing
	Resistance to chemicals	BS EN ISO 10545-13	No visible effect	No visible effect
	Resistance to stains	BS EN ISO 10545-14	Manufacturer to state class	Stain removed Min. class 4
	Scratch Hardness : (Moh's)	EN 101	-	4 - 6

Note : Shade variation across the batches is inherent to the manufacturing process and the pre-laying colour comparison is recommended

TECHNICAL FEATURES















GRES WHITE BODY TILES (BIIA) :

Gres white body tiles are created by mixing raw materials including high quality white or red clays, quartz and feldspar in wet grinding ball mills. After grinding, a clay-based suspension of these materials called a slip is fed out of the mill then spray-dried to remove excess moisture. Following the spray drying process, the free flowing powder is pressed using advanced hydraulic presses with a specific pressing power exceeding 300 kg/cm² in order to obtain a compact gres body. Once dried, the tiles are coated and decorated with glazes to make them aesthetically pleasing and meet our customers design requirements. The glazed tile body is then fired in roller kilns where temperatures of approximately 1200 °C are reached. The resulting product is normally a medium-to-low porosity (3% to 5%) tile, in compliance with the International Standard ISO 13006 and European Standard UNI EN 14411 standard and rated as belonging to the BIIa GL group with notable technological specifications such as the product flexural strength (average value: 30N/mm² according to UNI EN ISO 10545-4 standard test method). As for wear resistance, this will depend on the type and colour of glazing and may change according to different products or collections. As a general rule, bright finishes are not recommended for heavy traffic floors or rooms opening onto outdoor areas, where sand or other abrasive materials are more likely to be brought in.

ADVICE ON LAYING

Our gres white body tiles can be laid using either traditional cement mortar or modern tile adhesives. When laying large size tiles, it is best to adopt the two-layer spreading system to ensure the adhesive is spread over 90 % of the tile surface. Quickly dipping each tile in water before installation will remove any dust on the back of the tile for perfect adhesion, however, do not wet the tiles if you are using vinyl, acrylic resin adhesives or two-component organic-solvent based adhesive. It is advisable to always incorporate suitable shrinkage-flexion joints (movement/expansion joints) which must not be spaced more than 4-5 metres apart from one another. These joints must be inserted not only between the tiles, but also reach the levelling compound below, consisting of either cement mortar or dry compound, depending on whether the tiles are set in the traditional manner or using a modern adhesive. The movement joints must be sealed with appropriate materials such as silicone or polyurethane-based sealants, depending on the anticipated traffic of the application area. Appropriate tile bedding layers should be used such as underlay, damp course, vapour barrier or any other layer necessary to prevent the tiles from detaching themselves or cracking due to water penetration.

TECHNICAL CHARACTERISTICS - GRES WHITE BODY TILES (BIIA)

	Test Description	Standard Test Method	International Standard ISO 13006	RAK Ceramics Specifications
	Length & Width	BS EN ISO 10545-2	+/- 0.6%	+/- 0.3%
	Thickness	BS EN ISO 10545-2	+/- 5.0%	+/- 5.0%
	Rectangle Squareness	BS EN ISO 10545-2	+/- 0.5%	+/- 0.4%
	Straightness of sides	BS EN ISO 10545-2	+/- 0.5%	+/- 0.3%
	Surface Flatness	BS EN ISO 10545-2	+/- 0.5%	+/- 0.4%
	Water Absorption	BS EN ISO 10545-3	3% < E <= 6%	3% < E <= 5%
	Modulus of Rupture	BS EN ISO 10545-4	>=22 N/mm ²	>=30 N/mm ²
	Breaking Strength	BS EN ISO 10545-4		
	Thickness > = 7,5mm		>=1000N	>=1100N
	Thickness < = 7,5mm		>=600N	>=800N
	Resistance to surface abrasion	BS EN ISO 10545-7	Manufacturer to state Abrasion Class	Class 2 - 4
	Resistance to Thermal Shock	BS EN ISO 10545-9	No visible defect	No visible defect
	Crazing Resistance	BS EN ISO 10545-11	No crazing	No crazing
	Resistance to chemicals	BS EN ISO 10545-13	No visible effect	No visible effect
	Resistance to stains	BS EN ISO 10545-14	Manufacturer to state class	Stain removed Min. class 4
	Scratch Hardness : (Moh's)	EN 101	-	4 - 6

Note : Shade variation across the batches is inherent to the manufacturing process and the pre-laying colour comparison is recommended

Product Guide

ICONS

COLOUR VARIATIONS



The least amount of shade variation attainable.



Light to moderate shade variation within each carton.



Medium to high shade variation within each carton.

INDICATIONS FOR USE



WALL TILES



FLOOR TILES

SUGGESTED APPLICATIONS



DOMESTIC PURPOSE

Residential areas, hotel rooms, bathrooms



LIGHT COMMERCIAL TRAFFIC AREA

Indoor public areas subject to medium pedestrian traffic such as restaurants, bars, offices, shops, hotel public areas, convention rooms.

Contact

RAK CERAMICS
P.O. Box 4714, Ras Al Khaimah,
United Arab Emirates (U.A.E.)
Tel.: +971 7 2467000
Fax: +971 7 2445270
Email : info@rakceramics.com

RAKCERAMICS.COM

NOTE: In printing, colour of the products may differ slightly from actual, pictures are only for reference.

RAK
CERAMICS