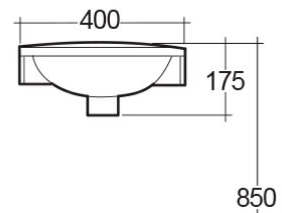
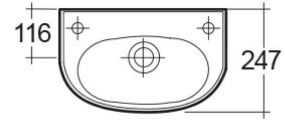


RAK-Tina

Wash basin | Cloakroom

RAK
CERAMICS



Technical specifications


Dimensions: 247 x 400 mm

Weight: 6 Kg

Color: Alpine White, Ivory

Shape of basin: Round

Overflow hole: yes



Dimensions: All measurements are in millimeters and are subject to normal manufacturing variations.
Note: Due to a continuing development programme to improve design and performance, the manufacturer reserves all rights to vary specifications without prior information.
Please note accessories are for photographic use only.